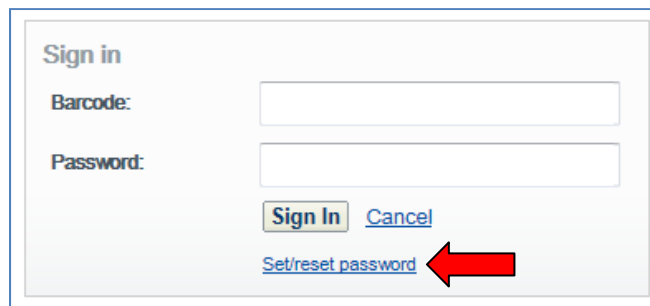


SETTING UP OFF-CAMPUS (PROXY) ACCESS to the Library's Electronic Resources

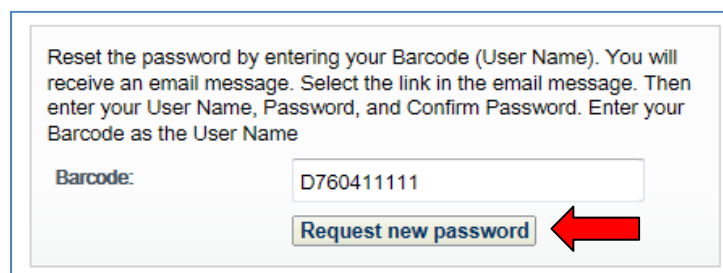
1. From the center box on the library homepage (<http://library.umassmed.edu>), click on **Your Account**



2. On the next page, click [Set/reset password](#)



3. On the next page, enter your library barcode (use capital "D") and click **Request new password**

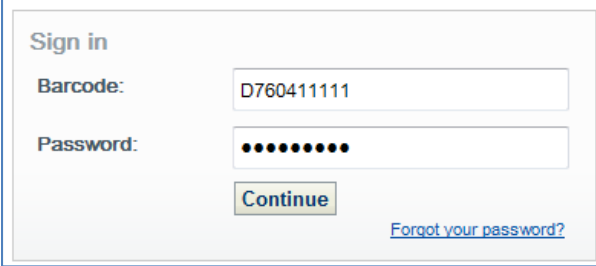


4. An email will be sent to the **email address associated with your library barcode**. Follow the [link](#) within the email to a page where you will create and confirm a password.

USING PROXY ACCESS

to Access Library Resources Off-Campus

1. Start at the library's Web site - <http://library.umassmed.edu>
2. If you select a resource *normally restricted to on-campus use*, the proxy **Sign in** screen will appear.



Sign in

Barcode: D760411111

Password: ●●●●●●●●●●

Continue

[Forgot your password?](#)

3. Enter your **library barcode number** and the password you created.
You will be able to access all of the library's electronic resources as if you were on campus.

TROUBLESHOOTING PROXY ACCESS

- Your browser preferences must be set to accept "cookies" (usually the default setting).
- Sessions will time-out after approximately **30 minutes** and then you will be asked to log in again.
- If you close your browser at any time, you will be asked to log in again.

Questions?
Problems?

Contact the staff at the *Library Service Point* at 508-856-6099.